



# UR ROUTERS

## Low Cost Medium Duty Routers



■ **Cast Iron Construction**  
Solid, robust, vibration free


■ **Quiet**  
Short centre belt drive produces less noise.

■ **Safe**  
No volt and overload release ensures absolute safety


■ **Ample Power**  
8 hp capacity copes with special router power demands

■ **Minimal maintenance**  
Greased for life spindle bearings


Designed for large or small workshops this *economically priced machine* is ideal for routing wood, plastics, perspex, fibre glass, bakelite, foam rubber, celluloid, non-ferrous metals, etc.



**Solid Cast Iron Table and \*Fences**  
Heavily ribbed and precision ground. Supplied with tapped holes enabling fences or extension side wings to be quickly fitted.




**Quick Change Belt Drive**  
Spindle speed changed by the flick of a switch. No belts to change.



**Conveniently Placed Controls**  
Table effortlessly raised and lowered by handwheel and screw. Head raised and lowered by treadle.



**Spindle Lock**  
Assists operator in changing cutters quickly and safely.



**Veining**  
Cutting out, moulding, recessing and veining including loading and unloading the jig, can be done in 1½ minutes.



**Heavy Moulding**  
With a head developing up to 8 hp, heavy moulding is made easy. Extra finishing operations are eliminated or greatly reduced.



**UR/F Head**



**Cutting Out Spectacle Frames**

*In some illustrations guards have been removed to show detail more clearly.*

**Extension Side Wings**  
Shown on the front page, they extend the width of the table to 1270 mm (50 in), giving extra support to the routing jigs.

\*Optional Extras

**Specification UR/B**

Maximum distance between table and chuck  
Throat Capacity  
Size of Table  
Width of each Table Extension Wing  
Spindle Speeds  
Floor Space with Standard Table  
Power of Motor

279mm	11in.
610mm	24in.
760 x 700mm	30 x 27.5in.
255mm	10in.
10000 and 20000 rev/min.	
760 x 1090mm	30 x 43in.
6kW	8hp

**Specification UR/F**

Maximum distance between table and chuck  
Throat Capacity  
Size of Table  
Width of each Table Extension Wing  
Spindle Speeds  
Floor Space with Standard Table  
Power of Motor

279mm	11in.
610mm	24in.
760 x 700mm	30 x 27.5in.
255mm	10in.
6000 - 24000 rev/min.	
760 x 1090mm	30 x 43in.
6kW	8hp.



Wadkin Colne, Lodge Holme, Trawden, Via Colne, Lancashire, BB8 8RB, England.  
Telephone: (0282) 866717. Telex: 635032. Fax: (0282) 862541.

As our policy is constantly to improve the design, details given in this leaflet are not to be regarded as binding.  
A Division of Wadkin plc. A Member of the Thomas Robinson Group plc.  
COLNE 04.89. PRINTED IN ENGLAND.